

STEEL SLIDES

G9301 Heavy Duty Full Extension Slide

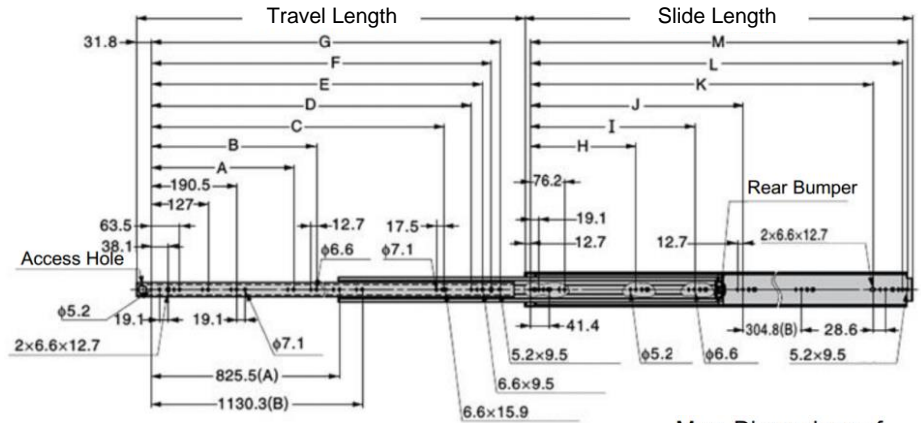
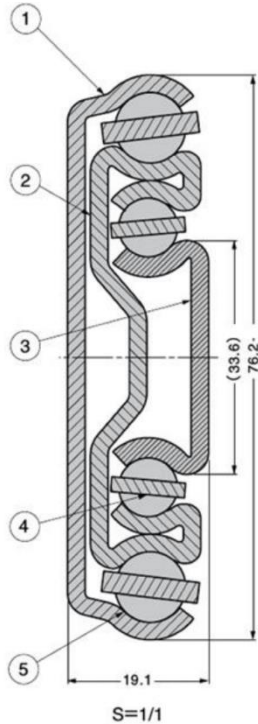
Max load 201 kg · Detachable

Features

- Full extension, 3 members slide
- Suitable for heavy duty application

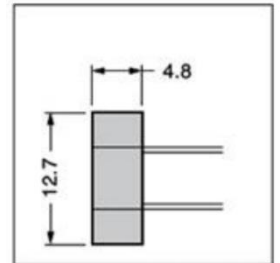
Recommended Screws

- M5 or M6 (binding, truss, round small head or hexagon top bolt)
- M6 truss screw cannot be used



Hole (A) is only for G9301-48 and G9301-60
Hole (B) is only for G9301-60

Max. Dimensions of
Installation Screw Head



No.	Part Name	Material	Finish/Colour
①	Outer Member	Steel (SPCC)	Clear Zinc Chromate (Trivalent)
②	Middle Member		
③	Inner Member		
④	Retainer	PVC (Vinyl Chloride)	-
⑤	Steel Balls	Steel (SWCH)	-

Sold by piece

Part No.	Slide Length	Travel Length	A	B	C	D	E	F	G	H	I	J	K	L	M	Load Capacity (per pair)							
G9301-20	508	508	-	-	296.9	357.1	382.5	401.6	420.6	-	-	-	406.4	463.6	482.6	1971 N	201 kg						
G9301-22	558.8	558.8			347.7	407.9	433.3	452.4	471.4				457.2	514.4	533.4	1874 N	191.1 kg						
G9301-24	609.6	609.6			398.5	458.7	484.1	503.2	522.2				508	565.2	584.2	1816 N	185.2 kg						
G9301-26	660.4	660.4			449.3	509.5	534.9	553.9	573				558.8	615.9	635	1758 N	179.3 kg						
G9301-28	711.4	711.4			500.1	560.3	585.7	604.8	623.8				609.6	666.8	685.8	1698 N	173.1 kg						
G9301-30	762	762			550.9	611.1	636.5	655.6	674.6				501.6	660.4	717.6	736.6	1641 N	167.3 kg					
G9301-32	812.8	812.8			601.7	661.9	687.3	706.4	725.4				393.7	552.5	711.2	768.4	787.4	1581 N	161.2 kg				
G9301-34	863.6	863.6			368.3	469.6	652.5	712.7	738.1				757.2	776.2	234.9	-	419.1	603.3	762	819.2	838.2	1523 N	155.3 kg
G9301-36	914.4	914.4					703.3	763.5	788.9				807.9	827			444.5	654.1	812.8	870	889	1463 N	149.2 kg
G9301-48	1219.2	1219.2					1008.1	1068.3	1093.7				1112.8	1131.8			596.9	958.8	1117.6	1174.8	1193.8	1113 N	113.5 kg
G9301-60	1524	1524	1312.9	1373.1	1398.5	1417.6	1436.6	958.9	1422.4	1479.6	1498.6	761 N	77.6 kg										